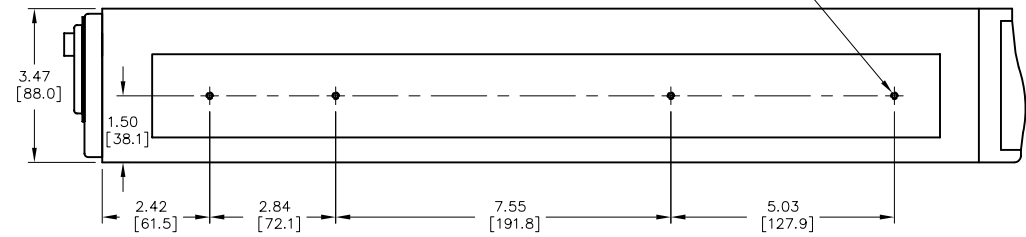


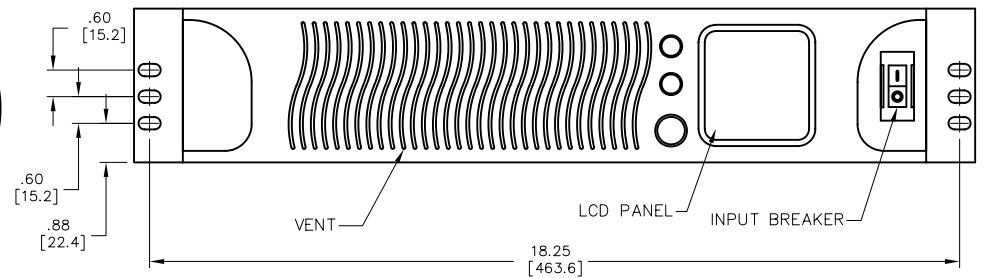
REVISIONS				
LTR	DESCRIPTION	BY	APR	DATE
-	-	-	-	-
-	-	-	-	-

DRILL & TAP M3
4 PLS (BOTH SIDES)
TO MOUNT OPTIONAL
CHASSIS SLIDE

LEFT SIDE VIEW

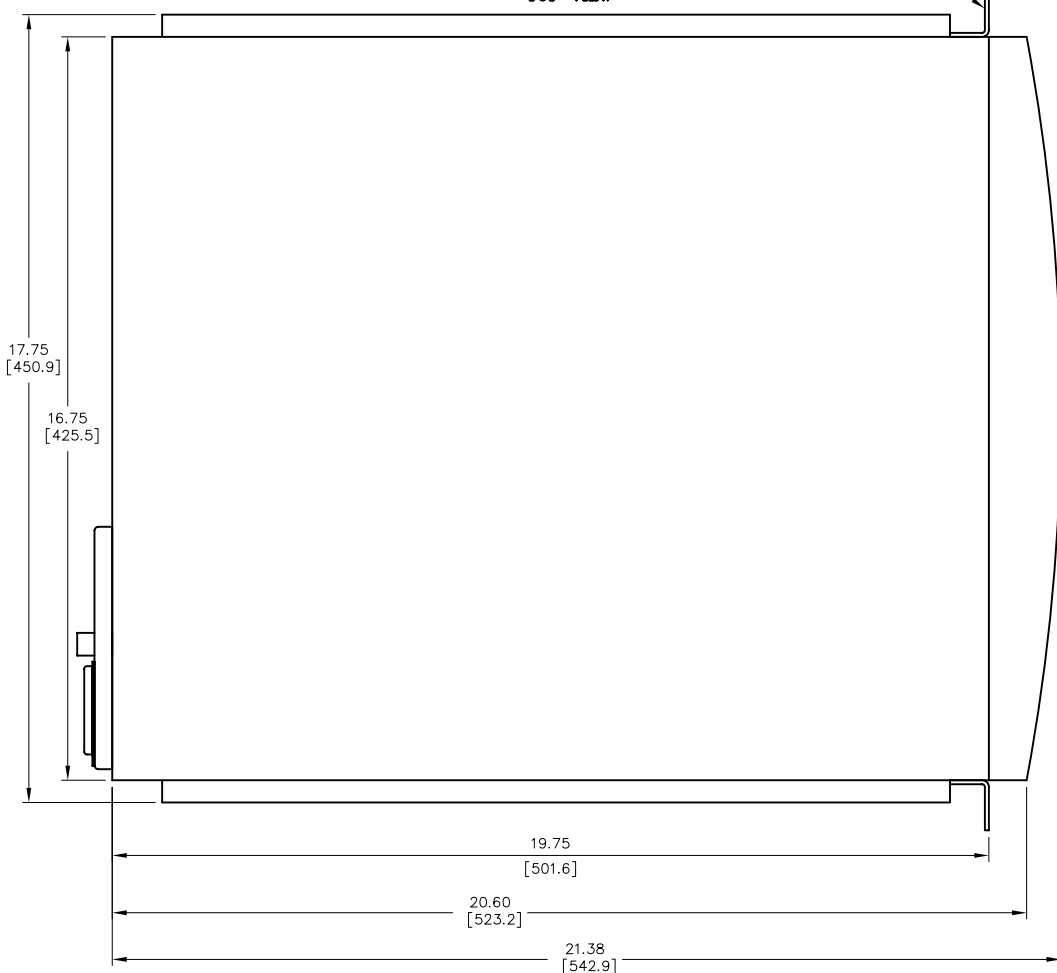


FRONT VIEW

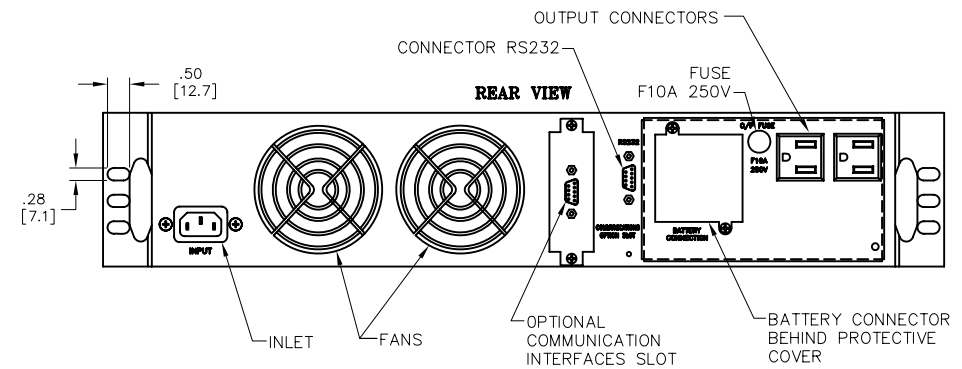


2x MOUNTING BRACKETS
PROVIDED (REMOVABLE)

TOP VIEW



REAR VIEW



THIS DRAWING IN DESIGN AND DETAIL IS NOVA ELECTRIC PROPERTY AND MUST NOT BE USED EXCEPT IN CONNECTION WITH OUR WORK. ALL RIGHTS OF DESIGN OR INVENTION ARE RESERVED.		THIRD ANGLE PROJECTION 	NOVA ELECTRIC A DIV. OF TECHNOLOGY DYNAMICS INC. 100 SCHOOL STREET BERGENFIELD, N.J. 07821-2915
DRAWN J.U.	DATE 10/25/13	CHECKED 	DATE
TOLERANCES UNLESS OTHERWISE SPECIFIED .XX = ± .02 .XXX = ± .005 ANGLE = ± 1/2°	DIMENSIONS IN INCHES UNLESS OTHERWISE NOTED	APPROVED 	DATE
WWW.NOVAELECTRIC.COM	DO NOT SCALE	SIZE 	CAGE: 29019 SHEET: 1 of 1 REV.

OUTLINE DRAWING
AET11-1.5K60-120-120
9981064
CAGE: 29019 SHEET: 1 of 1 REV.